



REFUSE, TRASH, RECYCLING GUIDELINES

PLEASE SAVE FOR FUTURE REFERENCE

Orchard Park Supervisor

Patrick J. Keem

716-662-6400

Council Members

Michael J. Sherry

Eugene Majchrzak

Highway Superintendent

Frederick Piasecki

716-662-6442

A MESSAGE FROM

Supervisor Keem

On February 1, 2016 the Town of Orchard Park will enter into a new contract with Waste Management for collection and hauling of the Town's solid waste (garbage) and recycling. We hope the information contained in this flyer will prove to be useful and help in making the transition a smooth one.

The most significant change will be to the recycling. Waste Management will deliver to each residence a 65 gallon wheeled tote for recycling. Your recycling will be picked up **EVERY OTHER** week on your regular garbage pick up day. Please refer to the enclosed guide for your scheduled pick up day.

In January 2012 the NYS Department of Environmental Conservation put into effect the Electronic Recycling law making it illegal for waste haulers to dispose of electronic waste in any facility of any kind in New York State. You can take your old TV, computer monitor etc. to Modern (NEI) transfer station at 3675 Jeffrey Blvd. Blasdell, 824-3767. Best Buy will accept TV's up to 32". Call 824-2670 for more information. To get dispose of small amounts of concrete you can take it to Swift River in Tonawanda or call 875-0902 for more information

Our recycling program is a single stream recycling program which means no sorting for the resident, thereby making recycling easier and more convenient for you.

Remember that increased recycling participation will contribute in the long run to help stabilize refuse disposal costs.

Sincerely,

Patrick J. Keem

WWW.orchardparkny.org

IMPORTANT: DO NOT DISCARD

RULES AND REGULATIONS

Solid waste will be collected weekly. Recycling will be collected BY-WEEKLY on your regular pick up day. Please refer to the enclosed flyer for your scheduled pick up week.

HOLIDAYS There will be NO service on the following holidays: **New Year's Day, Memorial Day, Independence Day, Labor Day, Thanksgiving Day and Christmas Day.** If one of these holidays falls **ON** or **BEFORE** your scheduled pickup day your service will be **ONE** day late. Friday will be picked up Saturday.

ACCEPTABLE WASTE All acceptable waste must be in watertight cans with fitted lids and lifting handles or in watertight bags. **Bags and cans can not exceed 60lbs.** Each resident may put out eight (8) bags or cans of acceptable trash each week. There is **NO** limit on the amount of recycling. All acceptable waste must be placed at the street edge for collection by 6:00am on your collection day but not before 6:00pm on the day before your collection day.

UNACCEPTABLE WASTE Dead animals, explosive and flammable materials, pesticides, batteries, compressed gas cylinders, aerosol cans, motor oils, regulated and non-regulated hazardous, pathological, medical, infectious, construction, remodeling, demolition and septic waste; sludge, junk automobiles, recreational vehicles, (ATVs). **TIRES ARE NOT ACCEPTED.** For information on disposal of household hazardous waste such as oil and lead based paint, pesticides, antifreeze etc. contact **Erie County Hazardous waste at 858-6800.** Motor oil can be disposed of at most local service stations or repair centers.

COLLECTION OF LARGE TRASH ITEMS

BULKIE WASTE : will be collected weekly on the same day as your regular trash. There is a **ONE ITEM limit per week per home.** Items such as furniture, grills, bicycles, hot water tanks, mattresses and box springs (considered 1 item collectively) refrigerators and freezers (doors and Freon removed and certified) stoves, lawn mowers (oil & gas must be removed), metal doors, sinks tubs, metal disks, and sheds, (broken down) must be generated by the resident and must be of a size that can easily be handled by two collection employees.

CARPET: Carpet must be cut into sections no longer than four (4) feet and must be rolled, and tied or taped. Volume of carpet **MUST NOT** exceed three(3) cubic yards **NEATLY** contained in an area five (5) feet wide by five (5) long by three (3) feet high. Maximum length of any item is four (4) feet

If you are cleaning out an entire household or remodeling and require a dumpster please contact Waste Management at 800-333-6590 to make arrangements for drop off and payment.

TIPS AND INFORMATION

COLLECTED IN THE PROVIDED WHEELED RECYCLING CARTS

With Automated collection, it will be very important for the resident to follow these set-out guidelines;

- Do not place within 4 feet of the garbage set-out, your mailbox, or any fixed structure or object
- Place cart within 2 feet of curb, as described on lid of cart
- Attempt to place all recyclables in the cart
- Handle of the cart should be facing the house, as described on the cart lid.

Town residents using needles to administer medication in their homes may dispose of these items by first breaking them, then placing them in a rigid plastic container with a screw-type lid i.e. laundry detergent containers, screwing the lid on tightly, taping the lid and placing in your regular trash.

Empty latex-based paint cans are acceptable waste. Lids must be removed and content completely removed and dried using sawdust or cat litter. Place the bag of **DRIED** litter with your regular trash and place the empty paint can next to your garbage can with the lid off.

Animal feces is acceptable in small quantities. Please contain securely for the protection of the collection crews and place in your regular trash.

Brush and leaves will be collected by the town for the Compost Site. Grass **WILL NOT BE COLLECTED BY THE TOWN.** Please place in your regular trash making sure the cans/bags do NOT exceed 60lbs.

For more information on tree, brush and leaf removal please call the Orchard Park Highway Department at 716-662-6442

FREQUENTLY ASKED QUESTIONS

Q: WHAT HOLIDAYS AFFECT MY SERVICE:

A: Service will be affected by New Year's Day, Memorial Day, Independence Day, Labor Day, Thanksgiving Day and Christmas Day

Q: WHAT DAY WILL I BE SERVICED ON A HOLIDAY WEEK?

A: If one of these holidays falls on or before your scheduled day for pickup service will be one (1) day late. Friday will be picked up on Saturday.

Q: HOW DO I DISPOSE OF HOUSEHOLD HAZARDOUS WASTE ETC.?

A: Contact Erie County Hazardous Waste –858-6800 www.erie.gov/environment.

Q: HOW DO I DISPOSE OF OLD TV'S?

A: Modern's NEI Transfer Facility, 3675 Jeffrey Blvd. Blasdell will accept electronics including TV's. Please call (716) 824-3767 for more information. Best Buy will take TV's up to 32" 824-2670

Q: WHERE DO I GET AN ADDITIONAL RECYCLING CART?

A: You can contact Waste Management Customer Service at 800-333-6590 to purchase an additional 65 gal cart or a 95 gal recycling cart.

Q: WHEN IS BULK AND LARGE TRASH COLLECTED:

You are allowed ONE bulk item per week to be put out with your regular trash. Excess of one (1) item will be tagged and left

Q: IS THERE A LIMIT TO THE WEEKLY COLLECTION FOR TRASH?

A: You are allowed eight (8) bags or cans or the combination of both each week, not to exceed 60 lbs. per bag. **NOT COUNTING RECYCLING OF WHICH THERE IS NO LIMIT.**

Q: HOW DO I DISPOSE OF LEAVES?

A: Loose leaf waste at the curb is encouraged by the town for recycling at the Compost Center and is picked up seasonally on a regular basis by the Town. Please contact the Highway Department at 662-6442 with any questions.

Q: HOW DO I DISPOSE OF CHRISTMAS TREES?

A: Christmas trees are collected by the town the same way that the brush and leaves are collected; for the Compost Site.

ADDITIONAL SERVICES

WM offers different ways to dispose of a clean out or construction job. Visit the following websites for more information: www.thebagster.com or www.wm.com/store/dumpster-rental/residential-landing.jsp for more information and price quotes.



2018 SCHEDULE FOR PICKUPS

Recycle Week=

6 Holidays observed

JANUARY						
S	M	T	W	T	F	S
	1	2	3	4	5	6
7	8	9	10	11	12	13
14	15	16	17	18	19	20
21	22	23	24	25	26	27
28	29	30	31			

JULY						
S	M	T	W	T	F	S
1	2	3	4	5	6	7
8	9	10	11	12	13	14
15	16	17	18	19	20	21
22	23	24	25	26	27	28
29	30	31				

FEBRUARY						
S	M	T	W	T	F	S
				1	2	3
4	5	6	7	8	9	10
11	12	13	14	15	16	17
18	19	20	21	22	23	24
25	26	27	28			

AUGUST						
S	M	T	W	T	F	S
				1	2	3
4	5	6	7	8	9	10
11	12	13	14	15	16	17
18	19	20	21	22	23	24
25	26	27	28	29	30	31

MARCH						
S	M	T	W	T	F	S
				1	2	3
4	5	6	7	8	9	10
11	12	13	14	15	16	17
18	19	20	21	22	23	24
25	26	27	28	29	30	31

SEPTEMBER						
S	M	T	W	T	F	S
						1
2	3	4	5	6	7	8
9	10	11	12	13	14	15
16	17	18	19	20	21	22
23	24	25	26	27	28	29
30						

APRIL						
S	M	T	W	T	F	S
1	2	3	4	5	6	7
8	9	10	11	12	13	14
15	16	17	18	19	20	21
22	23	24	25	26	27	28
29	30					

OCTOBER						
S	M	T	W	T	F	S
	1	2	3	4	5	6
7	8	9	10	11	12	13
14	15	16	17	18	19	20
21	22	23	24	25	26	27
28	29	30	31			

MAY						
S	M	T	W	T	F	S
		1	2	3	4	5
6	7	8	9	10	11	12
13	14	15	16	17	18	19
20	21	22	23	24	25	26
27	28	29	30	31		

NOVEMBER						
S	M	T	W	T	F	S
				1	2	3
4	5	6	7	8	9	10
11	12	13	14	15	16	17
18	19	20	21	22	23	24
25	26	27	28	29	30	

JUNE						
S	M	T	W	T	F	S
				1	2	
3	4	5	6	7	8	9
10	11	12	13	14	15	16
17	18	19	20	21	22	23
24	25	26	27	28	29	30

DECEMBER						
S	M	T	W	T	F	S
						1
2	3	4	5	6	7	8
9	10	11	12	13	14	15
16	17	18	19	20	21	22
23	24	25	26	27	28	29
30	31					

** Please refer to the street listing to determine your recycling collection week.

IMPORTANT - Please refer to the attached calendar for the White and Shaded recycling schedule.

MONDAY COLLECTION <u>MONDAY WHITE WEEK</u>	TUESDAY COLLECTION <u>TUESDAY WHITE WEEK</u>	WEDNESDAY COLLECTION <u>WEDNESDAY WHITE WEEK</u>
Berg Rd - Route 219 to WS Line Bielak Road Bieler Road Boldt Court Brimfield Court Canfield Terrace Cherokee Drive Creeside Drive Eaglebrook Drive Faahs Drive Hazel Court Iroquios Drive Johdon Trail Kingswood Drive Lake Ave Lakewood Drive Melberry Trail Michael -West Seneca line to Southwestn Minden Drive North Benzing Road Reserve Rd - West Gate to Transit Ridgewood Court Ridgewood Drive Royalcrest Road Schaefer Drive Southwestern -OP Rd to Transit The Green Westgate Road	Phylson Drive Angle Road Baker Road-Michael to Milestrip Chisholm Trail Concerto Court Cynthia Court Diller Drive East Royal Hill Edgar Circle Eggert Road Falconcrest Drive Ferndale Drive Graystone Drive Hunters Ridge Drive Julia Place Knoche Way Michael Rd - Southwestern to Transit Milestrip - Orchard Park Rd to Transit Montclair Lane Moreland Drive N. Buffalo -Milestrip to N. Freeman Ponderosa Court Provincetown Lane Saddlebrook Court Sonnet Drive Templeton Trail Old Transit West Royal Hill	Behm Road Benning Road Bittersweet Lane Brenner Drive Bruce Drive Burlbrook Road Burning Bush Way Candy Lane Cole Road Dorst Drive Edswood Drive Falcon View Court Gartman Road Grandview Trail Greenmeadow Drive Hickory Road Lexington Ave Majestic View Drive Old Orchard Lane Old Post Road Old Salem Court Peppermill Road Puritan Place Quail Run Scherff Road Sleepy Hollow Lane Sugarbush Way Thornapple Lane Ward Rd. -Chestnut Ridge to Cole Road Wildwood Lane Windgate Road Woodbine Court Woodstream Tail

IMPORTANT - Please refer to the attached calendar for the White and Shaded recycling schedule.

MONDAY COLLECTION <u>MONDAY SHADED WEEK</u>	TUESDAY COLLECTION <u>TUESDAY SHADED WEEK</u>	WEDNESDAY COLLECTION <u>WEDNESDAY SHADED WEEK</u>
Abbott Rd -Berg Rd to Southwestern Auckland Street Berg Rd.-Route 219 to Abbott Road Brookview Terrace Burmon Drive California Rd. -Abbott to Dead End California - Milestrip to Southwestern East Abbot Grove First Street Hart Place Hillside Ave Lakeview Ave Milestrip -Southwestern to Orchard Park Noel Drive Olympic Ave Orchard Park -Milestrip to Southwestern Pleasant Ave Reppien Place second Street Sheldon Road South Benzing Road Southwestern -OP Rd. to Hamburg Line Summit Ave Veloire Ave Vistula Ave Washington Ave Webster Rd -Abbott to California West Abbott Grove Windom Ave	20a (Big Tree)- S. Taylor to Village line Airmont Drive Bender Drive Berkley Drive Birch Run Breem Street Burbank Drive Butternut Circle California -Southwestern to 20A Carriage Drive Conway Circle Deacon Road Ellis Drive Emerson Drive Errington Terrace Glendale Terrace Golden Crescent Way Hartloff Place Hawthorne Court Hawthorne Drive Hodson Road Imperial Drive Jolls Lane Liberty Drive Locust Drive Maple Drive New Taylor Road N. Buffalo -N. Freeman to Sunset North Freeman Road Poplar Ave Saville Drive South Taylor Road Taylor Road Thomaston Lane Thorn Ave Tranquility Lane Ventura Lane Webster-Southwestern to Saville Dr West Quaker Road Westview Lane Wellington Lane Wentworth Drive Woodhaven Road	Aaron trail Abbott Rd -Southwestern to Hamburg line Alexander Way Allen Street Armor Duells -California to South Abbott Big Tree (20A) Hamburg Town Line to 219 Briggs Drive Bussendorfer Road California -Big Tree (20A) to Armor Duells Dorchester Road Duerr Road Elmtree Road Fay Street Forsythia Court Glen Street Greenfield Street Hedgerow Drive Kings Court Lehigh Street Lindsey Lane (garbage on Abbott) Meadowlawn Road Middlesex Road Oakwood Ave Penhurst Street Piliger Place Pinewood Drive Queens Place Red Fox Lane Robinhood Lane Saybrook Street Schultz Road Short Drive South Abbott Grove Willowbrook Drive

IMPORTANT - Please refer to the attached calendar for the White and Shaded recycling schedule.

THURSDAY COLLECTION <u>THURSDAY WHITE WEEK</u>	THURSDAY COLLECTION CONTINUE <u>THURSDAY WHITE WEEK CONTINUE</u>	FRIDAY COLLECTION <u>FRIDAY WHITE WEEK</u>
Birdsong Parkway Briar Hill Road Brompton Court Chase Drive Cobblestone Court Concord Drive Dale Drive Deer Run Duxbury Road Eagle Heights Drive Edward Drive Fawn Terrace Firtop Drive Fox Chapel Drive Greenwood Drive Hampton Court Hearthstone Terrace Hemlock Hill Road High Point Court Highbrook Court Ironwood Court Jewett Holmwood Road Kent Drive Kingfisher Court Knob Hill Road Lennys Lane Mallard Lane Middlebury Road Misty Ridge Lane -out on Pine Terr Mourning Dove Court Mt. Airy Drive Mr. Airy Road Orchard Hill Road Pawtucket Row Pine Terrace Red Brick Road Rock Dove Lane Sandpiper Court Scattertree Lane Springcreek Drive Spruceledge Court Swallow Lane Tananger Terrace	Tanglewood East And West Drives Timberlake Drive Trillium Place - out on Middlebury Valley View Drive Woodthrush Trail	Acorn Circle Arrowwood Lane Ashwood Lane Basswood Lane Boston Ridge Road Breezewood Drive Brentwood Common Bunting Road Burton Road Carlton Drive Cranwood Lane Draudt Road Glencove Court Golden Oak Lane Harmony Circle Hidden Oak Court Hilltowne Drive James Place Judith Drive Lawrence Place Lawrence Woods Murphy Road Newton Road Pinyon Drive Powers -Armor Duells to Chestnut Ridge Riley Meadows Seufert Road Sitka Circle Silverbell Circle Soldierwood Court Sylvan Circle Symphony Circle Wallace Drive Ward Rd.-Chestnut Rd. to

IMPORTANT - Please refer to the attached calendar for the White and Shaded recycling schedule.

THURSDAY COLLECTION <u>THURSDAY SHADED WEEK</u>	FRIDAY COLLECTION <u>FRIDAY SHADED WEEK</u>	
Armor Duells -S. Buffalo to Dead End	Baker Rd.-Milestrip to Route 20A	
Bridle Path	Braunview Drive	
Carey Drive	Cambridge Court	
Clover Court	Chatham Court	
Curley Drive	Cherry Tree Lane	
Daisy Lane	Chestnut Ridge Road	
Dennis Drive	Colony Drive	
Edgewater Drive	Coventry Lane	
Ellicott Road	E. Quaker -Freeman to Transit	
Fairway Drive	Evergreen Trail	
Freeman -Village Line to Jewett Holmwood	Fox Meadow Lane	
Greenlake Drive	Henning Drive	
Hidden Meadow	Hobby Lane	
Highland Ave 304 and 317 Only	Holly Ridge Lane	
Hillsboro Drive	Hummingbird Court	
Independence Drive	Kathryn Drive	
Lakeridge Drive	Lancaster Lane out on Smokes Creek	
Lakeridge South Drive	Lynchburg Court	
Midway Drive	Melant Drive	
Nieman Drive	Metzger Drive	
North Lane	Nehercrest Lane	
Old Hickory Court	Norwood Lane	
Park Manor Lane	Oak Forest -out on Chestnut Ridge	
Philison Drive	Old Farm Road	
Powers -Chestnut Ridge to Ellicott	Pheasant Lane	
Ranch Trail	Quaker Lake Terrace	
Regalwood Drive	Silent Meadwo Lane	
Rolling Hills Drive	Smokes Creek Drive	
South Freeman	Stonehenge Drive	
South Lane	Stoughton Lane	
Squire Drive	Wayfare Lane	
Timothy Lane	Winterhall Road	

WE NEED YOUR HELP

RATS FOOD AND SHELTER *are what they need from you!*

Rat control is everyone's responsibility. Without continuing sanitation and good housekeeping practices, the results of a rat extermination program will only be temporary.



Use of these types of cans/totes for garbage is the best way to make sure the rats stay away.



New York State and Erie County Laws require the use of rodent proof garbage cans with tightfitting covers, or garbage totes.

While Orchard Park does not, at this time, enforce this law, it may become unavoidable in the future if we do not all work together to make sure Orchard Park stays clean and the rats do not become a problem in our town. We thank you in advance for your cooperation.

Patrick J. Keem, Town Supervisor

DO NOT BAIT YOURSELF. CALL ERIE COUNTY DEPT. OF HEALTH

To report complaints or request rodent baiting service:

Call the Erie County Department of Health
Rabies, Disease & Vector Control Program
503 Kensington Avenue, Buffalo NY 14214

51-6800

Business Hours: 8:30 a.m. - 4:30 p.m. M-F

Working together we can successfully control the rat problem..

TIPS for Minimizing Paint Waste

Many people find that properly managing paint waste is a hassle – so the cans keep accumulating. If you face this problem, try to: minimize the amount of leftover paint by knowing your coverage requirements ahead of time and buying only what you need, and correctly store your leftover paint so that it can be reused.

Buying the Right Amount of Paint

By purchasing only what you need, you will *save money* and *reduce the clutter* in your home or storage area.

Before going to the store, take a minute to quickly estimate how much paint you need. Just answer these few easy questions:

- How many coats of paint do I want to apply?
- For interior rooms, what are the floor dimensions and ceiling height?
- For exterior siding, what is the approximate wall height and width for each side of the structure?

Use these estimates to calculate the square footage of the entire area.

Generally, one gallon of paint covers 400 square feet with one coat; however, dry porous wall material might require more. So for example, if you estimate that you have a total of 400 square feet of wall space and you want to apply 2 coats of paint, you should buy 2 gallons of paint.

For a more accurate estimate, consider the number of windows and doors in the structure. Ask the store clerks for help, or check out:

- Benjamin Moore's paint calculator for interior rooms: www.benjaminmoore.com/en-us/for-your-home/paint-calculator.
- Lowes' paint calculator for interior and exterior jobs: www.lowes.com/cd_Paint+Calculator_953562246.

What NOT to Do with Leftover Latex Paint

Liquid latex paint that is thrown away in the trash or is poured down the drain can be released to the environment and cause contamination.

DO NOT:

- Throw containers with even small amounts of liquid latex paint in the trash
- Pour leftover paint down the drain or sewer

Other Tips for Paint Purchasing

If you are trying a new color, test it out at home by purchasing a 4-ounce sample size. Then if you don't like how it looks, you won't have a whole gallon (or more) that you can't use.

Stores mix paint colors using standard formulas, so it is easy to buy more at a later date if necessary. Professional painters recommend having 1-quart of paint left over for touch-ups.

Look for recycled content paint, which is priced significantly lower than virgin paint and has the same quality. By using recycled content paint, you are preventing it from being landfilled and saving the resources needed to manufacture new paint.



Storing Leftover Paint So It Can Be Reused

In order for leftover paint to be useable at a later date, it needs to be stored so it doesn't have contact with air or go through a freeze/thaw cycle more than once or twice. Follow a few simple steps to keep leftover paint fresh and reusable:

- Do not store in unheated garages, attics, or outside storage sheds – these areas may experience freezing temperatures.
- Some suggest that you cover the opened can with plastic wrap before securely placing the lid back on, then store the can upside down.

This material is based upon work supported by the Utilities Programs, United States Department of Agriculture. Any opinions, findings, and conclusions or recommendations expressed in this material are solely the responsibility of the authors and do not necessarily represent the views of the Utilities Program.



What To Do With Leftover Latex Paint In Erie County

When you have leftover latex paint that you don't want anymore – check it out to see if it is in reusable condition. If it is, donate it! If not, make sure to dispose of it properly.

Donate Good Quality Paint

Many non-profit organizations accept donations of latex paint in good condition. Examples include community theater groups, religious organizations, and charities. Local public works departments, schools and colleges, and public housing authorities are other potential options.

How Can I Tell If My Paint Is Usable?

To keep leftover latex paint fresh and reusable, it cannot have contact with air or go through a freeze/thaw cycle more than once or twice. To know whether the paint you have has gone bad, look for these signs:

- Mold
- Strong rancid odor – a chemical odor is a good sign
- The solvent has separated from the solids and doesn't mix
- There are clumps in the paint that don't stir out
- Inconsistent color (after being stirred)
- Rusty or damaged cans

Make Sure to Properly Dispose of Unusable Latex Paint

If all else fails, make sure to properly dispose of your leftover latex paint. It is against the law to dispose of liquid latex paint. Before placing it in the trash:

- Open the container and allow the paint to air dry in a well-ventilated area away from children and pets, or
- Add kitty litter, sawdust, sand, or clay absorbent to soak up the leftover paint.

NEVER place oil-based paints in the regular trash. Even hardened or dried oil-based paint is flammable and should only be disposed of through household hazardous waste (HHW) collection programs.

Habitat for Humanity ReStores – Latex Only!

**The paint must be within 5 years of purchase, full or nearly full, and sealed properly. They reserve the right to refuse cans at the time of donation.*

2 Locations in Buffalo:

510 Amherst Street or 1675 South Park Avenue

Phone: (716) 852-6607

E-mail: BuffaloReStore@yahoo.com

www.ReStoreBuffalo.org

Local Materials Exchange Websites – Latex Only!

Williamsville Movers:

<http://trashnothing.com/williamsville-movers-freecycle>

Tonawanda: <http://trashnothing.com/tonawanda-freecycle>

Cheektowaga Neighbors:

<http://trashnothing.com/cheektowaga-neighbors-freecycle>

Buffalo: http://groups.freecycle.org/Buffalo_Freecycle

Buffalo: <http://trashnothing.com/buffalo-freecycle>

How Can I Tell If I Have Latex or Oil Paint?

Latex paint represents more than 80 percent of the paint sold to consumers. These terms on the label, identify the paint as latex: water-based, acrylic, vinyl acrylic, terpolymer, and styrene acrylic.

Oil-based paints include varnishes, paint thinners, and other solvent-based coatings. If the label contains any of the following terms, the paint is hazardous: combustible, oil, alkyd, petroleum distillates, mineral spirits, linseed oil, hydrocarbons, lacquer, thinner, lead, chromium, and/or cadmium.

Note: If there isn't a readable label, you should dispose of the paint as a hazardous waste.



Local Household Hazardous Waste Collection			
Name of Facility / Program	Location & Contact Info	Hours of Operation	Paint Accepted (and Pricing, if Applicable)
Erie County Sponsored One-day Collections	Varies – call: (716) 858-6800 or visit: www.erie.gov/waste	Varies – call: (716) 858-6800 or visit: www.erie.gov/waste	Oil-based Only Do NOT Bring Latex!
Hazman HHW Drop-off Center www.hazmanusa.com	177 Wales Avenue Tonawanda, NY (716) 998-8073	Mon – Fri (except Holidays) 8:00 am – 4:00 pm First Saturday of Every Month 9:00 am – 12:00 noon	Oil-based & Latex FEE Charged (per pound) Call or visit the website for current pricing

This document was developed by the Northeast Waste Management Officials' Association (NEWMOA). Mention of any organization or company name is not considered an endorsement by NEWMOA, NEWMOA-member states, or the USDA.



**Have Items that don't fit the allowable items list for the Town curbside contract?
Too many bulk items, containers, or have to do a clean-out?
Don't want to wait for "garbage day" to arrive?**

Here are some drop-off options at area Waste Management sites:

City of Buffalo Eastside Transfer Station (Operated by Waste Management)

793 S. Ogden St. Buffalo

Mon – Fri 6:30am – 9am and 1pm – 3pm

Sat 8am – 12pm

\$65/ton with 1 ton minimum charge

NO CASH - Credit Card only

Waste Management Depew Transfer Station

3327 Walden Ave. Depew

Mon – Fri 7am - 4pm

\$65.50/ton with 1.5 ton minimum charge

NO CASH - Credit Card only

Waste Management Chaffee Landfill

10860 Olean Rd. Chaffee

Mon – Fri 7am – 4:30pm

\$55/ton with two-ton minimum charge

NO CASH - Credit Card only

PLEASE NOTE: These sites do NOT accept hazardous waste, asbestos, tires, or electronic waste. Please contact Erie County Hazardous Waste at 858-6800 or visit www.erie.gov/environment for more information on how to handle hazardous waste. For information on Electronics recycling, visit the NYS DEC website at <http://www.dec.ny.gov/chemical/66872.html>.

Have a small construction job or clean-out to do? Waste Management's Bagster product, the dumpster in a bag, might be the perfect solution! This remarkable product holds 3 cubic yards and up to 3,300 lbs. in each bag. Please visit www.thebagster.com to learn more.

Have a larger construction job or clean-out? Please visit <https://www.wm.com/store/dumpster-rental/residential-landing.jsp> for a quick quote for our larger, steel roll-off dumpster rental service.




**RECYCLE OFTEN.
RECYCLE RIGHT.**



Always recycle:




**Plastic Bottles
& Containers**




**Food & Beverage
Cans**



Paper



**Flattened Cardboard
& Paperboard**




**Food & Beverage
Cartons**




**Glass Bottles
& Containers**


Do NOT include in your mixed recycling cart:



NO Food Waste
(Compost instead!)



**NO Plastic Bags
& Film**
(Find a recycling site at
plasticfilmrecycling.org)



**NO Foam Cups
& Containers**
(Check Earth911.org for options.)



NO Needles
(Keep medical waste out of recycling. Place in safe disposal
containers like Waste Management's MedWaste Tracker® box.)

**To Learn More Visit:
RecycleOftenRecycleRight.com**


#RORR

© 2015 Waste Management, Inc. The Recycle Often, Recycle Right® recycling education program was developed based upon national best practices. Please consult your local municipality for their acceptable materials and additional details of local programs, which may differ slightly.

**If you have any questions, please call Waste Management
Customer Service Center Toll Free: (888) 960-0008.**



**RECYCLE OFTEN.
RECYCLE RIGHT.**



SOURCE: U.S. ENVIRONMENTAL PROTECTION AGENCY

Did you know...


**Plastic bags can
shut down an entire
recycling plant**

**So keep plastic bags out of the
recycling and when in doubt,
leave it out.**

**We've made some updates to what is accepted in your
recycling bin. Follow these three simple rules when recycling:**



**Recycle all empty plastic
bottles, cans and paper.**



**Keep foods and liquids
out of the recycling.**



**Keep plastic bags
out of the recycling.**

For more tips on how to recycle right, visit
RecycleOftenRecycleRight.com



© 2015 WM Intellectual Property Holdings, L.L.C.

THINK GREEN.®



**RECYCLE OFTEN.
RECYCLE RIGHT.™**

NEWSLETTER

Thanks for recycling right!

You've heard it before – **Recycle Often. Recycle Right.™** When it comes to recycling, each action can make a big difference for our environment. We need the right things ending up in the bin to keep the recycling process going.

So remember, some recycling actions make a bigger impact than others. These are the rules to recycling right:



Recycle all empty plastic bottles, cans and paper.



Keep foods and liquids out of the recycling.



Keep plastic bags out of the recycling.

These three steps may seem like small acts in themselves, but they have a big impact on getting the right things in the recycling bin.

Here's a quiz to test your recycling knowledge.

The following items ended up at the recycling plant. Which of these items does NOT belong there?



Garden Hose



Polystyrene Foam



Garden Pots



Car Parts



© 2015 WM Intellectual Property Holdings, L.L.C.

THINK GREEN.®



**RECYCLE OFTEN.
RECYCLE RIGHT.™**

Answer: **All these items do no NOT belong in your recycling cart.**



- Garden hoses, rope, leashes, wire and string should never go in the recycle bin. Ensure they only go in the trash.
- Polystyrene foam isn't recyclable at the curbside either. Check for local take-back programs.
- Plastic garden pots don't belong in the recycling bin. Look for local reuse or recycling options first before putting them in the garbage.
- Metal waste – things like automotive car parts, canisters and propane cylinders, lawn mowers, and microwaves – cause damage and are safety hazards if put in the recycling bin. Check locally for collection or donation options.

Follow these three simple rules when recycling:



Recycle all empty plastic bottles, cans and paper.



Keep foods and liquids out of the recycling.



Keep plastic bags out of the recycling.

For more tips on how to recycle right, visit
RecycleOftenRecycleRight.com.



© 2015 WM Intellectual Property Holdings, L.L.C.

THINK GREEN.®